

Loose Tube 12 through 144 fibers

HITACHI Inspire the Next

Product Highlights

- REACH & RoHS 2 compliant.
- Made in USA.
- All multimode, and singlemode cables (except OM1) utilize bend-insensitive optical fibers.
- Rugged corrugated steel armor provides extra crush-resistance and rodent protection.
- UV and fungus resistant jacket.
- Gel filled loose tube provides protection against water penetration.
- Dry, super absorbent polymers (SAPs) eliminate water migration in cable interstices.
- Suitable for lashed aerial, duct, underground conduit and direct bury applications.

Options

- Other configurations and fiber counts available.
- Enhanced bend insensitive OS2 optical fiber is available (ITU-T G.657.B3 & G.657.A2).
- Dual jacket constructions available.
- Low smoke zero halogen (LSZH) available.
- OM4+ optical fibers with extended 10 gigabit Ethernet distances are available.

Applications

- Applications include 10, 40 & 100 gigabit Ethernet, Fibre Channel, Video, Security and Automation.

Standards

- TIA/EIA-568-C.3
- ISO/IEC 11801, 2nd edition
- Telcordia GR-20-CORE

Outdoor (Outside Plant) Armored

PART NUMBERS BY FIBER COUNT

FIBERS	FIBERS/TUBE	62.5 UM OM1	50 UM OM2	50 UM OM3	50 UM OM4	8.3 UM OS2
24	2	60346-24	60932-24	60944-24	61909-24	60954-24
48	4	60345-48	60933-48	60945-48	61910-48	60356-48
48	6	60097-48	60934-48	60946-48	61911-48	60101-48
12	12	60098-12	60937-12	61497-12	61912-12	60102-12
24	12	60098-24	60937-24	61497-24	61912-24	60102-24
48	12	60098-48	60937-48	61497-48	61912-48	60102-48
144	12	60098-144	60937-144	61497-144	61912-144	60102-144

SPECIFICATIONS BY FIBER COUNT

FIBERS	FIBERS/TUBE	TUBE LAYOUT	RECOMMENDED MAXIMUM LOADS							
			CABLE O.D.		INSTALL		OPERATION		CABLE WEIGHT	
			in.	mm	lbs-f	N	lbs-f	N	lbs/1000 ft	kg/1000m
24	2	12xCSM	0.748	19.0	600	2670	180	800	228.0	339.7
48	4	12xCSM	0.748	19.0	600	2670	180	800	229.0	341.2
48	6	8XCSCM	0.613	15.6	600	2670	180	800	147.0	219.0
12	12	5XCSCM	0.508	13.1	600	2670	180	800	112.6	167.7
24	12	5XCSCM	0.508	13.1	600	2670	180	800	114.7	170.8
48	12	5XCSCM	0.508	13.1	600	2670	180	800	115.5	172.0
144	12	12xCSCM	0.768	19.5	600	2670	180	800	241.0	359.1

Cable Characteristics

Note: Part number rows in upper table directly correspond to cable characteristic rows in the same location of the lower table.

Outdoor (Outside Plant) Armored

Optical Specifications

TIA/EIA-568-C.3 | ISO/IEC 11801, 2nd edition | Telcordia GR-409-CORE

Fiber type	Max. Attenuation (dB/km)		Min OFL Bandwidth (MHz-km)		Min EMBC Bandwidth (MHz-km)		Gb Ethernet distance (m)		10 Gb Ethernet distance (m)	
	850nm (MM)	1300nm (MM)	850nm (MM)	1300nm (MM)	850nm (MM)	1300nm (MM)	850nm (MM)	1300nm (MM)	850nm (MM)	1300nm (MM)
OM1	3.5	1.0	200	500	220	N/A	300	550	33	N/A
OM2	3.0	1.0	700	500	950	N/A	750	550	150	N/A
OM3	3.0	1.0	1500	500	2000	N/A	1000	550	300	N/A
OM4	3.0	1.0	3500	500	4700	N/A	1100	550	550	N/A
	1310nm (SM)	1550nm (SM)	1310nm (SM)	1550nm (SM)	1310nm (SM)	1550nm (SM)	1310nm (SM)	1550nm (SM)	1310nm (SM)	1550nm (SM)
OS2	0.4	0.3	N/A	N/A	N/A	N/A	> 25,000	> 40,000	10,000 - 25,000	40,000

Hitachi Cable America reserves the right to revise any specifications.

*OM5 optical fiber tested by glass manufacturer and exceeds the requirements of all applicable industry standards.

Cable Temperature Ranges

Storage: -40° to 70°C (-40° to 158°F)
 Installation: -30° to 60°C (-22° to 140°F)
 Operating: -40° to 70°C (-40° to 158°F)

Mechanical Specifications

Bend radius

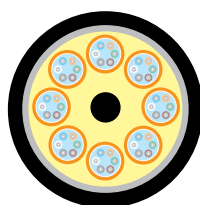
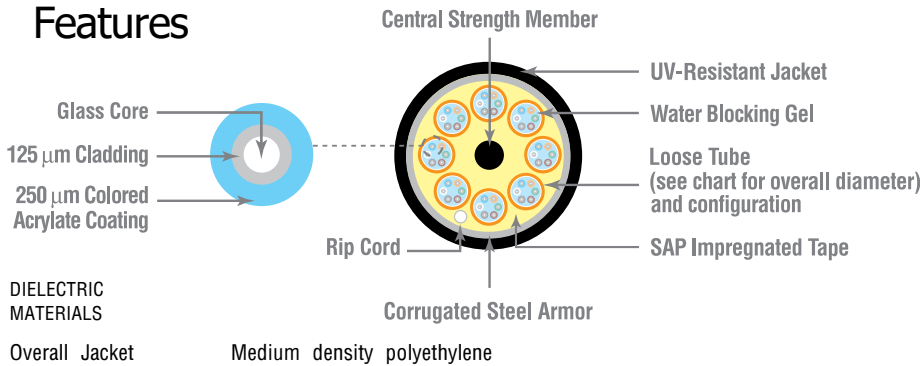
- No load = 10x cable overall diameter
- Load = 20x cable overall diameter

Loose Tube Diameter

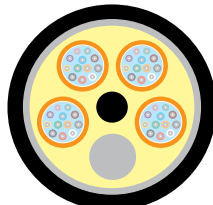
in. mm
 2-12 fibers per tube .110 2.8



Features



48-fibers (8 tubes of 6-fibers)



48-fibers (4 tubes of 12-fibers)

Diagram scale approx. 1:1

