
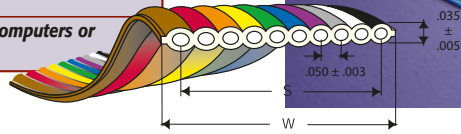


UL Style: 20012 UL Temp: 80°C
 UL Voltage Rating: 150V

- Pitch tolerance ± 0.003 inches ($\pm .0762$ mm)
- PVC insulated conductors
- Intermittently heat bonded increases flexibility
- Bonded section repeats every 6.25 inches (158.75 mm)
- IDC termination section 1.25 inches (31.75 inches) wide
- APPLICATIONS Internal wiring of appliances, electronic computers or business equipment



PHYSICAL CONSTRUCTION DESCRIPTION This 0.050 inch (1.27 mm) flat Rainbow Ribbon cable is constructed with individually extruded 28 AWG (7/36 stranded TC). All primaries are then pulled parallel and bonded intermittently (BI). Color sequence: ten unique colors: Brown, Red, Orange, Yellow, Green, Blue, Violet, Gray, White, Black and repeat.

23104 Pitch: 0.050 in (1.27 mm)

- 23104 - XX - P - 00YYY
- Conductor AWG: 28 7/36 AWG TC
- Insulation: PVC- BI
- Conductor Resistance ohms/1000 ft (ohms/Km): 69.5 (227.96)
- Capacitance Ground-Signal (G-S) pF/ft (pF/m): 10.9 (35.752)
 - (G-S-G) pF/ft (pF/m): 17.3 (56.744)
- Impedance (G-S-G) SE - Single End: 90 ohms
 - (G-S) Differential: 126 ohms
- Propagation Delay Nanoseconds/ft (ns/m): 1.55 (5.08)
 - Maximum Skew ns/ft (ns/m): 0.050 (0.164)

	Part Number	# of Conductors	Put-Up	Width "W" Span "S"
Example 1	23104 - 10 - P - 00200	10	200 ft 60.96 m	Width: 0.250 in (6.30 mm) Span: 0.225 in (5.72 mm)
Example 2	23104 - 60 - P - 00200	60	200 ft 60.96 m	Width: 1.500 in (38.10 mm) Span: 1.475 in (37.46 mm)

Building a Part Number


Part Number Format	23104- XX - P - 00YYY	XX	00YYY	Width: XX * .050 in Span: XX* .050 in - .050
--------------------	-----------------------	----	-------	---

XX= No. of conductors: 10, 14, 16, 20, 26, 30, 34, 40, 50, 60
 YYY = Put-Up (ft.): 200

Other conductor counts and put-ups available upon request. Other variations include 30 AWG and 26 AWG (20074) cables. PVC - BI: Intermittently Heat bonded PVC insulated wires with no lamination tapes. Spacing between bonded section is 6.25 inches (158.75 mm)

UL Style: 20932 CSA listing: AWM I A/B FT-1
 UL Voltage Rating: 300V CSA Voltage Rating: 300V
 UL Temp: 105°C CSA Temp: 105°C

- Pitch tolerance ± 0.003 inches ($\pm .0762$ mm)
- Continuous bonded. Individually color coded conductors for easy identification in discrete wire termination
- Fully extruded construction. No lamination tapes to impede termination
- Well centered conductors ensure reliable IDC termination
- APPLICATIONS Internal wiring of electronic equipment



23026 Pitch: 0.050 in (1.27 mm)

- 23026 - XX - P - 00YYY
- Conductor AWG: 28 7/36 AWG TC
- Insulation: SR-PVC/PVC
- Conductor Resistance ohms/1000 ft (ohms/Km): 67.5 (221.4)
- Capacitance Ground-Signal (G-S) pF/ft (pF/m): 7.48 (24.53)
 - (G-S-G) pF/ft (pF/m): 14.05 (46.08)
- Impedance (G-S-G) SE - Single End: 98 ohms
 - (G-S) Differential: 135 ohms
- Propagation Delay Nanoseconds/ft (ns/m): 1.45 (4.75)
 - Maximum Skew ns/ft (ns/m): 0.086 (0.28)

	Part Number	# of Conductors	Put-Up	Width "W" Span "S"
Example 1	23026- 09 - P - 00100	9	100 ft 30.48 m	Width: 0.225 in (5.71 mm) Span: 0.200 in (5.08 mm)
Example 2	23026- 64 - P - 00100	64	100 ft 30.48 m	Width: 1.60 in (40.64 mm) Span: 1.575 in (40.00 mm)

Building a Part Number

Part Number Format	23026- XX - P - 00YYY	XX	00YYY	Width: XX * .050 in Span: XX* .050 in - .050
--------------------	-----------------------	----	-------	---

XX= No. of conductors: 09, 10, 14, 15, 16, 20, 24, 25, 26, 34, 37, 40, 50, 60, 64
 YYY = Put-Up (ft.): 100

Other conductor counts and put-ups available upon request. Available in 26 AWG (20002) and 30 AWG (20042).